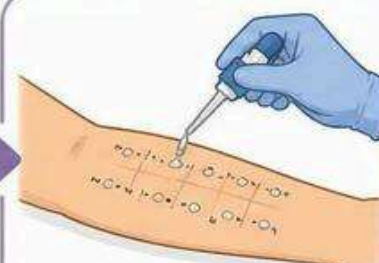


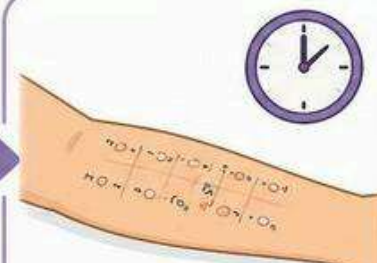
TEST ALLERGOLOGICO SUL BRACCIO



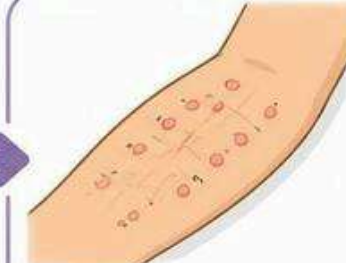
**1. TI FAI SEDERE
E SCOPRI IL BRACCIO**



**2. IL MEDICO METTE DELLE
GOCCE SULLA PELLE**




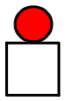



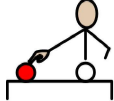


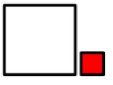


3. ASPETTIAMO QUALCHE MINUTO















**4. IL MEDICO CONTROLLA
LA REAZIONE DELLA PELLE**

 Vengo  chiamato  entro  in  stanza  e  mi  siedo  alzo  la  manica  della  maglia  e  allungo

 il  braccio  mi  fanno  dei  segni  sul  braccio  mi  pungono  in  quel  punto  con  un  piccolo

 ago  sento  pizzicare

 esco  nel  corridoio  e  aspetto  30 minuti  non posso  muovere il braccio,  toccarlo  o  grattarmi

 il  dottore  mi  chiama  e  controlla  il  braccio  posso  andare  a  casa